



# Zoom Directions for Students

## FOR COMPUTER USERS:

Google Chrome 53.0.2785 or higher, Internet Explorer 10 or higher, Microsoft Edge 38.14393.0.0 or higher, Google Chrome 53.0.2785 or higher, Safari 10.0.602.1.50 or higher, Firefox 49.0 or higher

1	Click on the meeting link your teacher sends or posts.	<a href="https://zoom.us/j/255727888">https://zoom.us/j/255727888</a>
2	<p>If you have never used Zoom before then you will need to click <i>download and run Zoom</i>.</p> <p>If you have Zoom downloaded on your computer then click <i>Open zoom.us</i></p>	
3	You might see a similar message to the one on the right once Zoom has been launched. As soon as your teacher joins the meeting, the virtual room will pop up.	
4	Most likely your teacher has it set to mute all participants (that's YOU!) when they first join. You will only be able to <u>hear</u> your teacher at this time. She/he will <u>not</u> be able to hear you.	

# 5

If your teacher invites you to speak, the message to the right may or may not pop up. If it does pop up click the [blue Unmute Myself](#) button.

Troubleshooting:

What if my teacher cannot hear me?

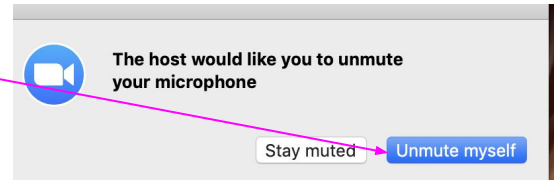
- Bottom left corner next to the microphone, click the ^ arrow to try other microphones.

What if my teacher cannot see me?

- Bottom left corner next to the video camera, click the ^ arrow to try other cameras your computer may be connected to.

What if I need to leave the class early or the class has ended?

- If you need to leave the meeting early or your teachers says the class has come to an end, you will want to exit the room by clicking *Leave Meeting* in the lower right hand corner.





# Zoom Directions for Students

FOR **iPAD** USERS

1

Download the Zoom cloud Meetings app:  
[Apple Phones & Tablets](#)  
[Google Play](#)



There are two ways to access your meeting:

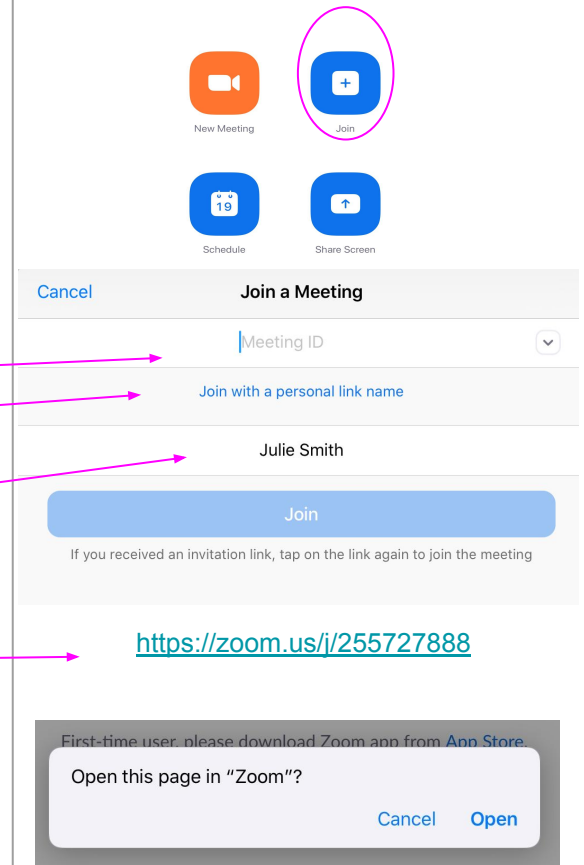
2

Option 1:  
Open the app and tap *Join*.

Enter the meeting ID number your teacher sends you and then click *Join*.  
It is helpful if you put the student's name into the name field so that the teacher and classmates know who is joining.

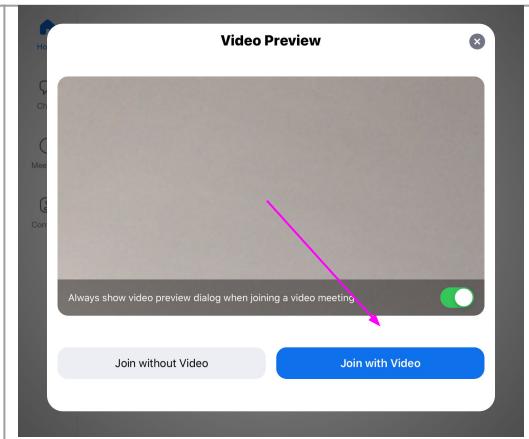
Option 2:  
Click on the link your teacher sends or posts.

Tap *Open* to open the meeting in the Zoom app.



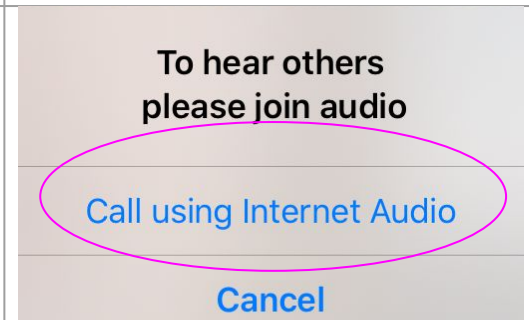
4

Tap *Join with Video*



5

Tap *Call using Internet Audio*



Troubleshooting:

What if my teacher cannot hear me?

- Top right corner next to the microphone, click the ^ arrow to try other microphones.

What is my teacher cannot see me?

- Top right corner next to the video camera, click the ^ arrow to try other cameras your computer may be connected to.

What if I need to leave the class early or the class has ended?

- If you need to leave the meeting early or your teachers says the meeting has come to an end, you will want to exit the room by clicking *Leave Meeting* in the upper left hand corner.

